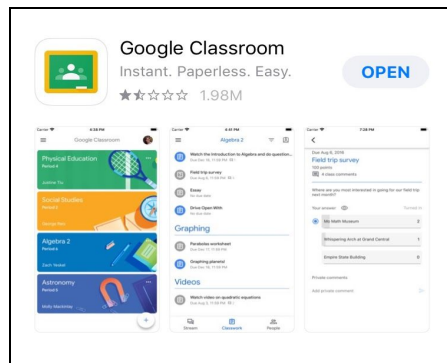


Steps for Accessing The Level 2/Non-Commissioned Course from an iPhone or Android

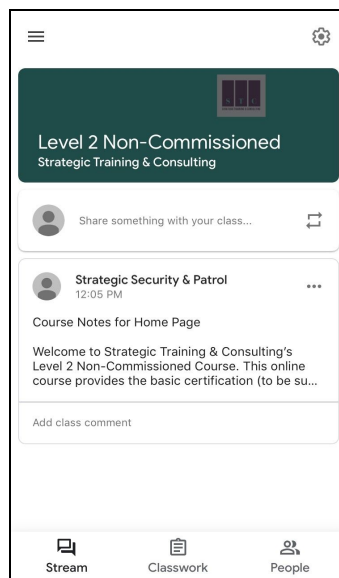
Reminder: This course is accessible via a laptop, tablet, desktop, or mobile phone. To access the course from a mobile phone, please download Google Classroom from your phone's Play Store (Android) or Apple Store (iPhone).

Steps for accessing the course from an iPhone

1. Go to your phone's **Apple Store**  and download **Google Classroom** .



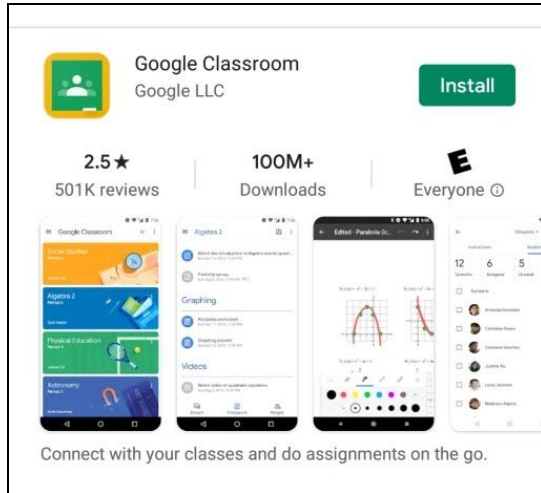
2. Log into the Google Classroom App with your Gmail account. (Use the Gmail account the invite was sent to.)
3. Click on the Level 2 Non-Commissioned course.
4. Click the tab titled "Classwork" at the bottom of the Google Classroom App and begin in Chapter 1.



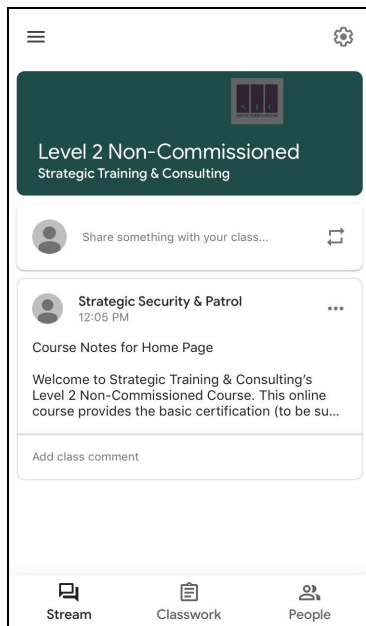
↖ Click Here

Steps for accessing the course from an Android phone.

1. Go to your phone's Play Store  and download Google Classroom .



5. Log into the Google Classroom App with your Gmail account. (Use the Gmail account the invite was sent to.)
6. Click on the Level 2 Non-Commissioned course.
7. Click the tab titled "Classwork" at the bottom of the Google Classroom App and begin in Chapter 1.



 Click Here